

VIRGINIA

Career Technical Education (CTE) Profile



NAPE
National Alliance for
Partnerships in Equity
Education Foundation

Career and Technical Education in Virginia

Secondary CTE is delivered through 132 school divisions, including 22 Governor's STEM Academies and 8 Governor's Health Science Academies, with dual enrollment options offered by 105 school divisions. Postsecondary CTE is delivered through the state's community college system.¹

Perkins Performance Indicators (FY 2016)

Congress made accountability for results a central focus of Perkins IV. States are required to report annually on the following core performance indicators, which assess their effectiveness in achieving statewide progress in CTE and optimizing the return on investment of federal funds in CTE.²

<i>Secondary (%)</i>	<i>Target</i>	<i>Male</i>	<i>Female</i>	<i>AI/AN</i>	<i>Asian</i>	<i>Black</i>	<i>Hispanic</i>	<i>NHOPI</i>	<i>White</i>	<i>Two+</i>
Academic Attainment in Reading/Language Arts	75	99	99	99	98	99	98	96	99	99
Academic Attainment in Mathematics	75	99	99	98	100	98	99	96	99	99
Technical Skills Attainment	79	90	89	89	91	83	85	90	94	91
School Completion	95	99	99	99	99	99	96	100	99	100
Student Graduation Rates	92	96	97	97	99	95	96	98	97	97
Placement	92	96	95	98	98	94	96	98	96	96
Nontraditional Participation	30	28	44	32	36	38	35	36	33	36
Nontraditional Completion	26	18	54	29	30	41	32	45	31	35

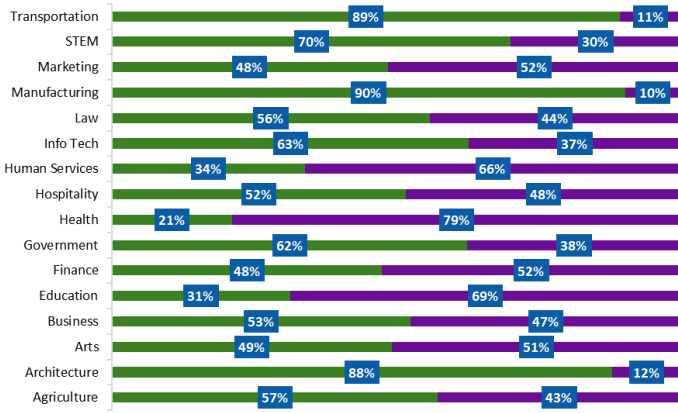
<i>Postsecondary (%)</i>	<i>Target</i>	<i>Male</i>	<i>Female</i>	<i>AI/AN</i>	<i>Asian</i>	<i>Black</i>	<i>Hispanic</i>	<i>NHOPI</i>	<i>White</i>	<i>Two+</i>
Technical Skill Attainment	77	73	79	76	79	67	72	71	80	71
Credential, Certificate, or Degree	42	37	40	39	41	33	36	31	42	32
Student Retention or Transfer	66	64	65	70	70	61	69	68	65	65
Student Placement	69	70	73	70	59	70	70	65	74	67
Nontraditional Participation	20	9	22	17	20	18	17	17	14	18
Nontraditional Completion	18	11	18	18	22	18	19	36	13	22

Career Cluster Enrollment (FY 2016)

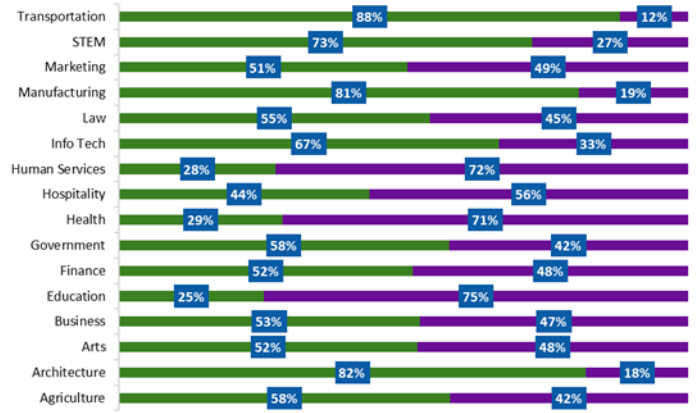
Seven of the 16 career clusters in CTE lead to high-skill, high-wage, and high-demand STEM-related careers (Agriculture, Architecture, Health, Information Technology, Manufacturing, STEM, and Transportation, Distribution, and Logistics) and contain programs that prepare students for nontraditional careers.²

= male = female

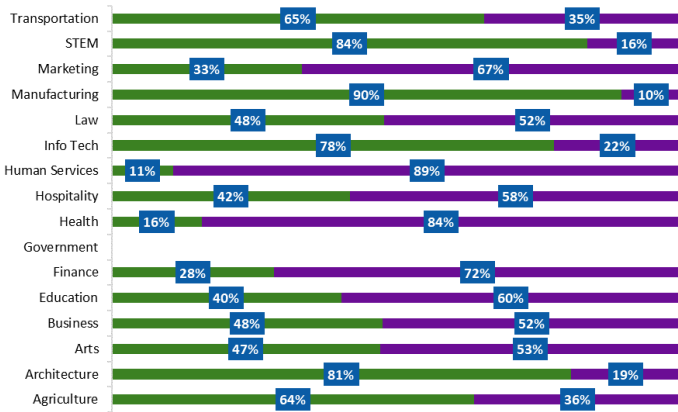
VA Secondary Enrollment



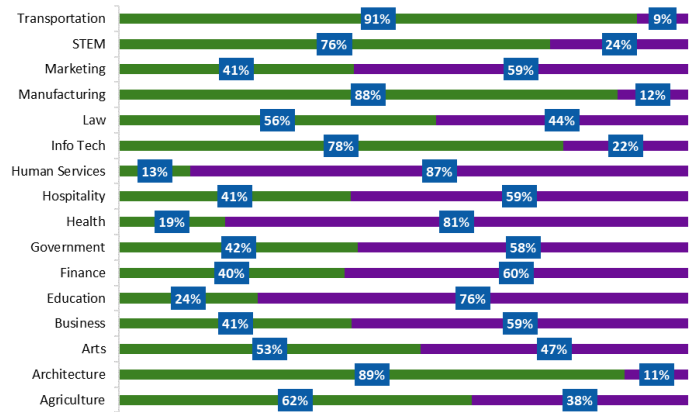
U.S. Secondary Enrollment



VA Postsecondary Enrollment



U.S. Postsecondary Enrollment



State CTE Contact

Lolita B. Hall, Director, Office of CTE, Virginia Dept. of Education, 101 N. 14th Street, P.O. Box 2120, Richmond, VA 23219, (804) 225-2051, LB.Hall@doe.virginia.gov

Notes

1. ACTE State Profiles at <https://www.acteonline.org/stateprofiles/>
2. AI/AN = American Indian or Alaskan Native, NHOPi = Native Hawaiian/Other Pacific Islander. All data from Perkins Data Explorer at <https://perkins.ed.gov/pims/DataExplorer/>