

TEXAS

Career Technical Education (CTE) Profile



NAPE
National Alliance for
Partnerships in Equity
Education Foundation

Career and Technical Education in Texas

At the secondary level, CTE is delivered through comprehensive high schools, magnet schools, career academies within comprehensive high schools, and stand-alone career academies, which are career academies that function independently of a comprehensive high school. At the postsecondary level, CTE is delivered through 57 community, state, and technical colleges on 79 campuses, including 4 Texas State Technical College campuses.¹

Perkins Performance Indicators (FY 2016)

Congress made accountability for results a central focus of Perkins IV. States are required to report annually on the following core performance indicators, which assess their effectiveness in achieving statewide progress in CTE and optimizing the return on investment of federal funds in CTE.²

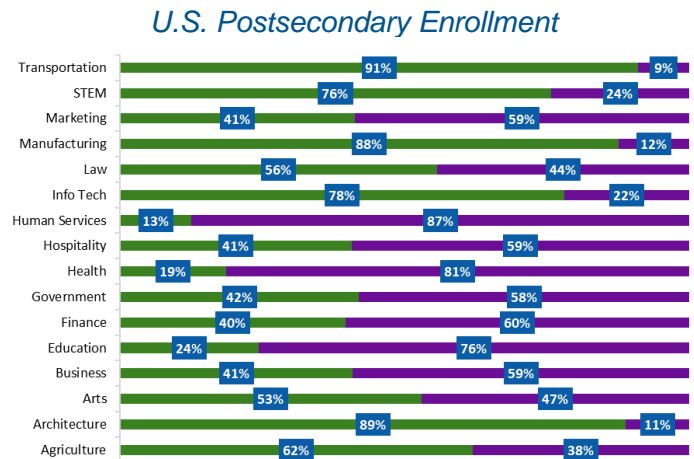
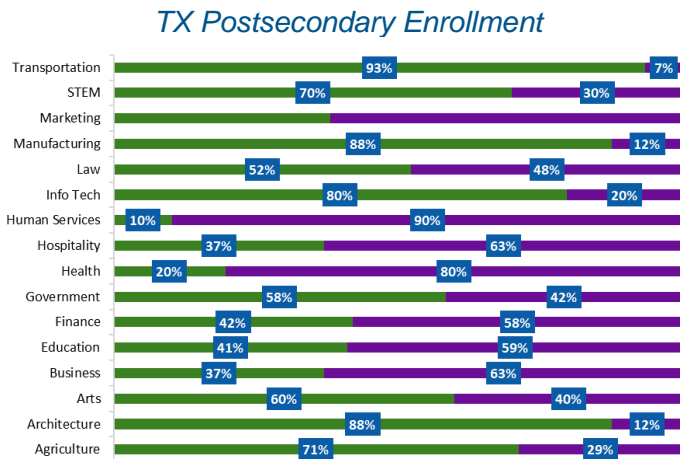
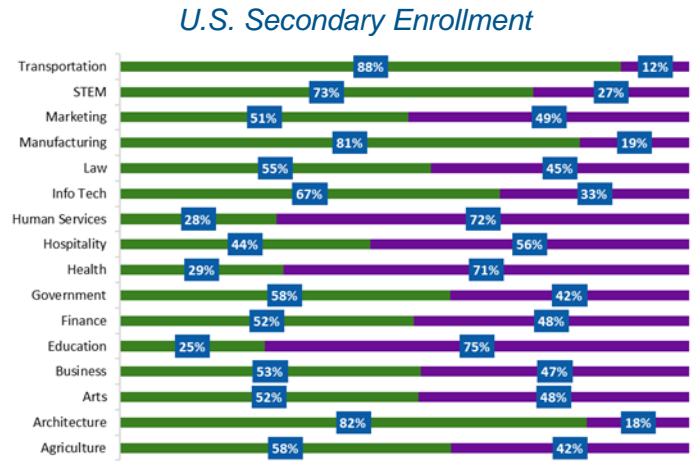
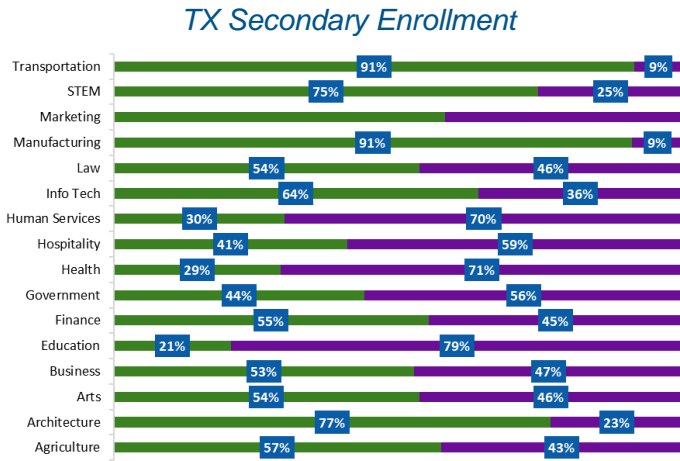
<i>Secondary (%)</i>	<i>Target</i>	<i>Male</i>	<i>Female</i>	<i>AI/AN</i>	<i>Asian</i>	<i>Black</i>	<i>Hispanic</i>	<i>NHOPI</i>	<i>White</i>	<i>Two+</i>
Academic Attainment in Reading/Language Arts	95	90	94	91	97	87	91	95	94	94
Academic Attainment in Mathematics	94	94	96	93	98	91	95	93	96	96
Technical Skills Attainment	79	81	84	89	85	81	83	80	83	77
School Completion	96	97	98	97	99	96	97	96	98	98
Student Graduation Rates	95	96	97	96	99	95	96	96	98	98
Placement	71	68	72	67	70	72	68	69	73	73
Nontraditional Participation	44	26	68	48	48	48	45	46	47	49
Nontraditional Completion	42	26	65	45	46	46	44	44	45	48

<i>Postsecondary (%)</i>	<i>Target</i>	<i>Male</i>	<i>Female</i>	<i>AI/AN</i>	<i>Asian</i>	<i>Black</i>	<i>Hispanic</i>	<i>NHOPI</i>	<i>White</i>	<i>Two+</i>
Technical Skill Attainment	91	90	92	93	92	84	88	91	94	92
Credential, Certificate, or Degree	32	34	34	31	39	24	33	34	38	27
Student Retention or Transfer	63	62	65	65	73	57	65	64	65	64
Student Placement	76	75	75	68	68	74	78	71	75	72
Nontraditional Participation	24	15	30	26	27	28	22	25	21	25
Nontraditional Completion	18	11	25	21	23	22	19	14	16	20

Career Cluster Enrollment (FY 2016)

Seven of the 16 career clusters in CTE lead to high-skill, high-wage, and high-demand STEM-related careers (Agriculture, Architecture, Health, Information Technology, Manufacturing, STEM, and Transportation) and contain programs that prepare students for nontraditional careers.²

= male = female



State CTE Contact

Diane Salazar, State Director for Career and Technical Education Curriculum Division, TX Education Agency
1701 N. Congress Ave., Austin, TX 78701, (512) 463-9581, diane.salazar@tea.texas.gov

Notes

1. ACTE State Profiles at <https://www.acteonline.org/stateprofiles/>
2. AI/AN = American Indian or Alaskan Native, NHOPi = Native Hawaiian/Other Pacific Islander. All data from Perkins Data Explorer at <https://perkins.ed.gov/pims/DataExplorer/>