

SOUTH DAKOTA

Career Technical Education (CTE) Profile



Career and Technical Education in South Dakota

At the secondary level, CTE is delivered through a combination of comprehensive high schools, multi-district CTE centers, tribal schools, and alternative state schools. At the postsecondary level, CTE is delivered through the state's technical institutes and 4-year public universities.¹

Perkins Performance Indicators (FY 2016)

Congress made accountability for results a central focus of Perkins IV. States are required to report annually on the following core performance indicators, which assess their effectiveness in achieving statewide progress in CTE and optimizing the return on investment of federal funds in CTE.²

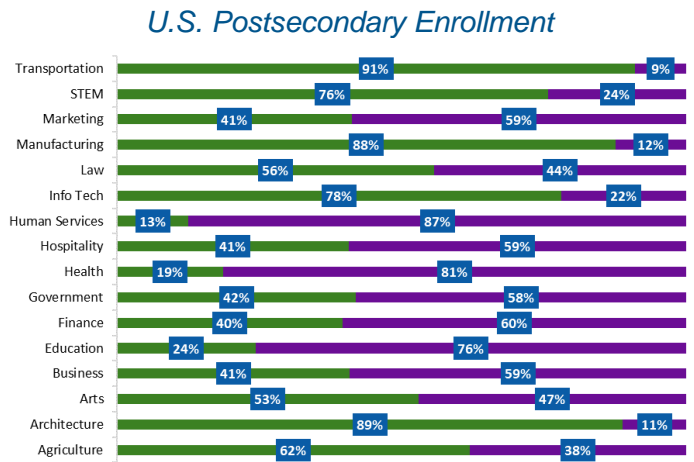

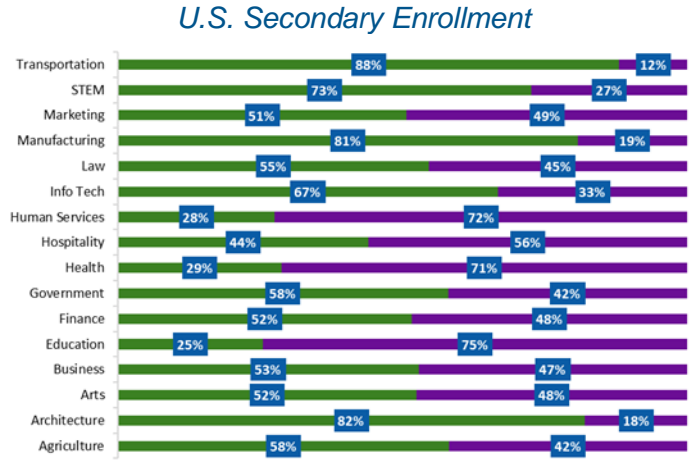

<i>Secondary (%)</i>	<i>Target</i>	<i>Male</i>	<i>Female</i>	<i>AI/AN</i>	<i>Asian</i>	<i>Black</i>	<i>Hispanic</i>	<i>NHOPI</i>	<i>White</i>	<i>Two+</i>
Academic Attainment in Reading/Language Arts	40	51	68	37	31	46	50	100	61	58
Academic Attainment in Mathematics	40	36	40	16	22	22	23	33	40	35
Technical Skills Attainment	97	97	98	92	98	97	94	86	98	96
School Completion	97	97	98	87	99	96	94	75	98	100
Student Graduation Rates	97	96	98	86	99	96	94	75	98	100
Placement	90	89	91	77	94	89	89	100	91	88
Nontraditional Participation	43	30	58	42	41	38	38	47	42	48
Nontraditional Completion	26	15	56	34	37	17	24	14	31	36

<i>Postsecondary (%)</i>	<i>Target</i>	<i>Male</i>	<i>Female</i>	<i>AI/AN</i>	<i>Asian</i>	<i>Black</i>	<i>Hispanic</i>	<i>NHOPI</i>	<i>White</i>	<i>Two+</i>
Technical Skill Attainment	90	90	91	85	90	70	80	75	92	84
Credential, Certificate, or Degree	65	72	69	59	82	36	48	33	72	55
Student Retention or Transfer	41	74	78	63	78	67	75	40	77	69
Student Placement	85	86	78	75	90	57	71	100	83	67
Nontraditional Participation	10	9	12	12	18	12	14	9	11	6
Nontraditional Completion	9	7	11	18	7	18	10	0	10	0

Career Cluster Enrollment (FY 2016)

Seven of the 16 career clusters in CTE lead to high-skill, high-wage, and high-demand STEM-related careers (Agriculture, Architecture, Health, Information Technology, Manufacturing, STEM, and Transportation) and contain programs that prepare students for nontraditional careers.²

= male = female



State CTE Contact

Erin Larsen, Education Program Specialist, South Dakota Dept. of Education, 800 Governors Dr., Pierre, SD 57501-2294, (605) 773-2533, Erin.Larsen@state.sd.us

Notes

1. ACTE State Profiles at <https://www.acteonline.org/stateprofiles/>
2. AI/AN = American Indian or Alaskan Native, NHOPi = Native Hawaiian/Other Pacific Islander. All data from Perkins Data Explorer at <https://perkins.ed.gov/pims/DataExplorer/>