

NORTH DAKOTA

Career Technical Education (CTE) Profile



NAPE
National Alliance for
Partnerships in Equity
Education Foundation

Career and Technical Education in North Dakota

At the secondary level, CTE is delivered through comprehensive high schools and regional career and technical centers. At the postsecondary level, CTE is delivered through community colleges and tribal colleges.¹

Perkins Performance Indicators (FY 2016)

Congress made accountability for results a central focus of Perkins IV. States are required to report annually on the following core performance indicators, which assess their effectiveness in achieving statewide progress in CTE and optimizing the return on investment of federal funds in CTE.²

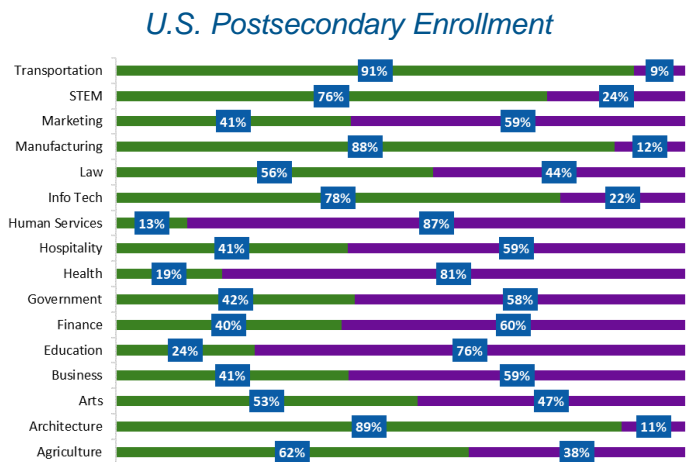
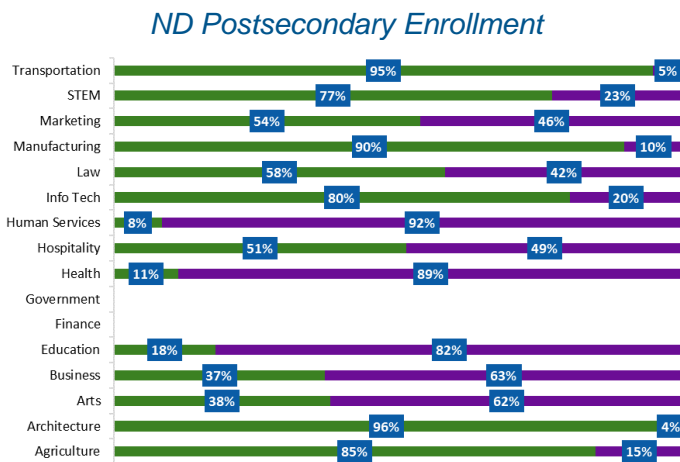
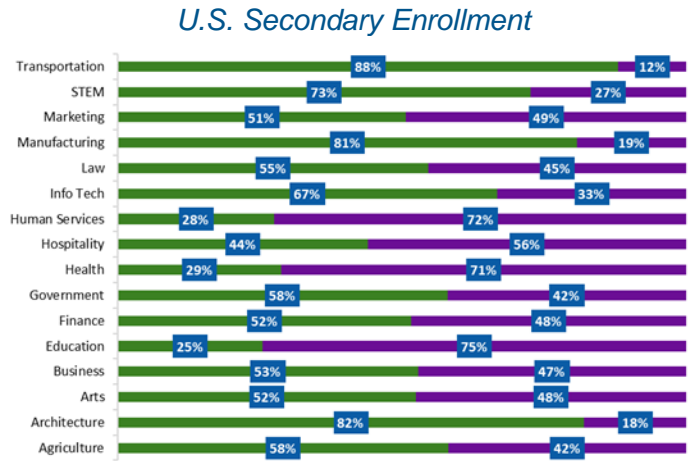
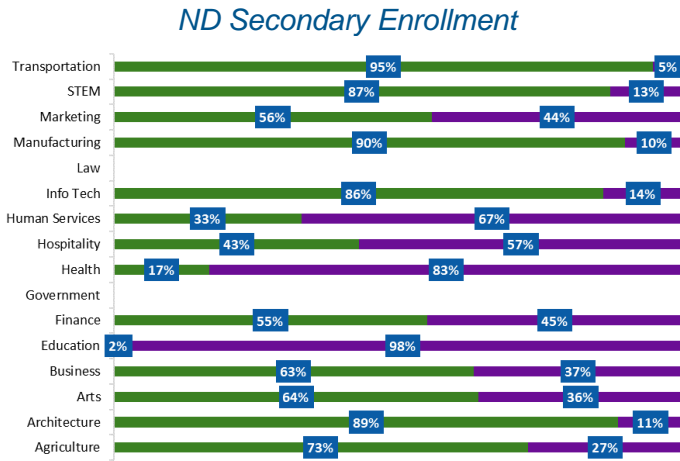
<i>Secondary (%)</i>	<i>Target</i>	<i>Male</i>	<i>Female</i>	<i>AI/AN</i>	<i>Asian</i>	<i>Black</i>	<i>Hispanic</i>	<i>NHOPI</i>	<i>White</i>	<i>Two+</i>
Academic Attainment in Reading/Language Arts	55	45	62	31	43	41	44	25	54	67
Academic Attainment in Mathematics	37	33	36	13	38	14	22	25	37	29
Technical Skills Attainment	88	93	97	91	97	82	95	60	95	95
School Completion	99	98	99	94	100	99	93	100	99	100
Student Graduation Rates	96	94	96	92	86	92	87	67	96	90
Placement	68	73	84	58	90	83	72	100	78	82
Nontraditional Participation	22	14	30	28	21	20	28	80	20	22
Nontraditional Completion	17	10	28	18	19	26	10	75	16	27

<i>Postsecondary (%)</i>	<i>Target</i>	<i>Male</i>	<i>Female</i>	<i>AI/AN</i>	<i>Asian</i>	<i>Black</i>	<i>Hispanic</i>	<i>NHOPI</i>	<i>White</i>	<i>Two+</i>
Technical Skill Attainment	84	77	82	85	100	74	86	83	90	91
Credential, Certificate, or Degree	47	48	36	23	60	24	31	40	51	34
Student Retention or Transfer	75	49	54	95	59	44	53	67	50	47
Student Placement	70	93	88	99	92	91	98	100	90	85
Nontraditional Participation	20	4	32	31	11	19	16	29	12	23
Nontraditional Completion	13	2	29	61	20	0	11	0	28	38

Career Cluster Enrollment (FY 2016)

Seven of the 16 career clusters in CTE lead to high-skill, high-wage, and high-demand STEM-related careers (Agriculture, Architecture, Health, Information Technology, Manufacturing, STEM, and Transportation) and contain programs that prepare students for nontraditional careers.²

= male = female



State CTE Contact

Debra Huber, Administrator, Educ. Equity/Priv. Psec. Inst., ND State Board for Voc. & Tech. Ed., 600 E. Boulevard Ave., Dept. 270, Bismarck, ND 58505, (701) 328-2678, dehuber@nd.gov

Notes

1. ACTE State Profiles at <https://www.acteonline.org/stateprofiles/>
2. AI/AN = American Indian or Alaskan Native, NHOPi = Native Hawaiian/Other Pacific Islander. All data from Perkins Data Explorer at <https://perkins.ed.gov/pims/DataExplorer/>