

NORTH CAROLINA

Career Technical Education (CTE) Profile



NAPEE
National Alliance for
Partnerships in Equity
Education Foundation

Career and Technical Education in North Carolina

At the secondary level, CTE is delivered through comprehensive high schools, CTE-focused high schools, career academies and STEM education and thematic schools, and early/middle college schools. At the postsecondary level, CTE is delivered through the state's community colleges.¹

Perkins Performance Indicators (FY 2016)

Congress made accountability for results a central focus of Perkins IV. States are required to report annually on the following core performance indicators, which assess their effectiveness in achieving statewide progress in CTE and optimizing the return on investment of federal funds in CTE.²

<i>Secondary (%)</i>	<i>Target</i>	<i>Male</i>	<i>Female</i>	<i>AI/AN</i>	<i>Asian</i>	<i>Black</i>	<i>Hispanic</i>	<i>NHOPI</i>	<i>White</i>	<i>Two+</i>
Academic Attainment in Reading/Language Arts	60	48	55	37	59	38	45	32	59	52
Academic Attainment in Mathematics	79	39	33	27	58	21	29	32	44	32
Technical Skills Attainment	82	74	80	65	84	62	68	70	86	79
School Completion	94	100	100	100	100	100	100	100	100	100
Student Graduation Rates	91	97	98	99	100	98	97	98	98	97
Placement	94	93	94	86	95	91	92	97	95	92
Nontraditional Participation	31	14	64	31	35	36	35	45	32	35
Nontraditional Completion	22	17	55	30	31	36	30	32	30	35

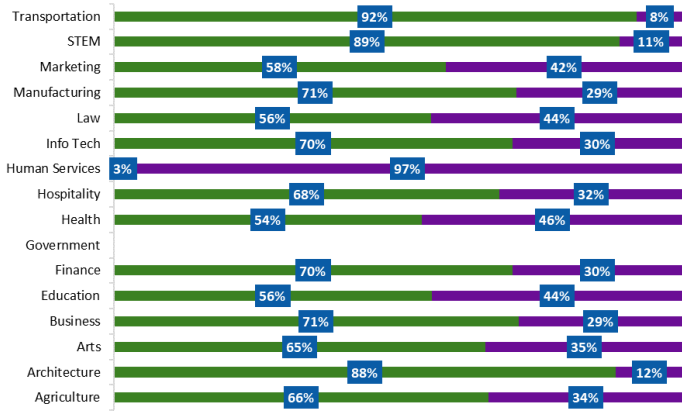
<i>Postsecondary (%)</i>	<i>Target</i>	<i>Male</i>	<i>Female</i>	<i>AI/AN</i>	<i>Asian</i>	<i>Black</i>	<i>Hispanic</i>	<i>NHOPI</i>	<i>White</i>	<i>Two+</i>
Technical Skill Attainment	80	79	81	72	85	71	80	77	84	80
Credential, Certificate, or Degree	55	54	63	64	64	49	57	47	63	51
Student Retention or Transfer	67	81	85	83	89	81	85	81	83	85
Student Placement	68	66	71	70	58	66	61	47	71	65
Nontraditional Participation	23	7	42	24	22	29	24	23	22	28
Nontraditional Completion	18	7	35	21	23	25	20	21	20	21

Career Cluster Enrollment (FY 2016)

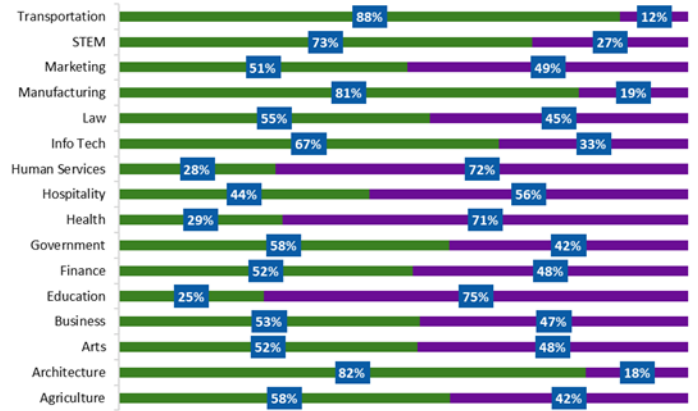
Seven of the 16 career clusters in CTE lead to high-skill, high-wage, and high-demand STEM-related careers (Agriculture, Architecture, Health, Information Technology, Manufacturing, STEM, and Transportation), Distribution, and Logistics) and contain programs that prepare students for nontraditional careers.²

= male = female

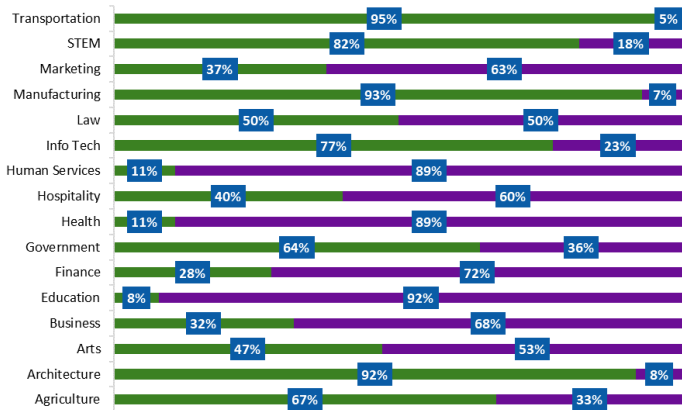
NC Secondary Enrollment



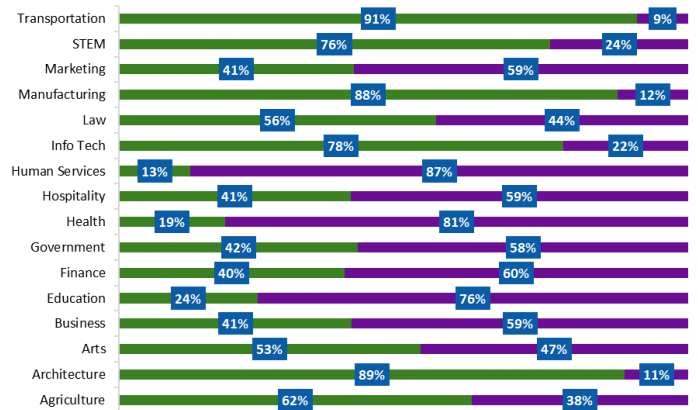
U.S. Secondary Enrollment



NC Postsecondary Enrollment



U.S. Postsecondary Enrollment



State CTE Contact

Shannon Baker, Civil Rights/Gender Equity Consultant, NC Dept. of Public Instruction, 6359 Mail Service Center Raleigh, NC 27699, (919) 807-3892, Shannon.baker@dpi.nc.gov

Notes

1. ACTE State Profiles at <https://www.acteonline.org/stateprofiles/>
2. AI/AN = American Indian or Alaskan Native, NHOPHI = Native Hawaiian/Other Pacific Islander. All data from Perkins Data Explorer at <https://perkins.ed.gov/pims/DataExplorer/>