



New Mexico

Education Equity in 2020



Higher Education Act

The Higher Education Act of 1965 authorizes a number of federal aid programs to provide assistance for students in secondary and postsecondary institutions. The Act was comprehensively reauthorized most recently in 2008 and has been reauthorized eight times in total.

Career and Technical Education (CTE) in New Mexico

CTE provides secondary and postsecondary students with academic and technical skills and knowledge to prepare for the current and future workforce. To realize our business, economic, and human potential, we must close equity gaps by gender, race and ethnicity, and special population status in high-skill, high-wage, programs of study.

CTE ENROLLMENT BY GENDER



56,998
Male



64,293
Female

OUTCOMES, 2016–2017 school year

94%

of New Mexico high school students participating in CTE programs graduated

93%

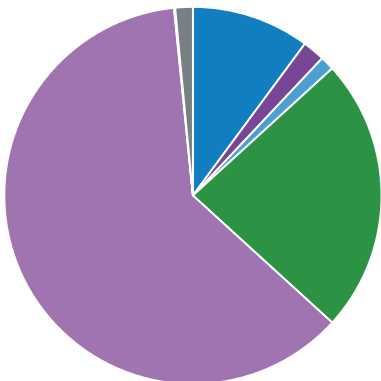
of CTE high school students met performance goals for technical skills

48%

of New Mexico CTE postsecondary students earned a credential, certificate, or degree

CTE ENROLLMENT BY RACE

Secondary



10.1%

AMERICAN INDIAN/
ALASKAN NATIVE

10.7%

1.2%

ASIAN

1.6%

1.9%

BLACK

2.0%

61.5%

HISPANIC/LATINO

48.2%

0.1%

PACIFIC ISLANDER

0.2%

23.5%

WHITE

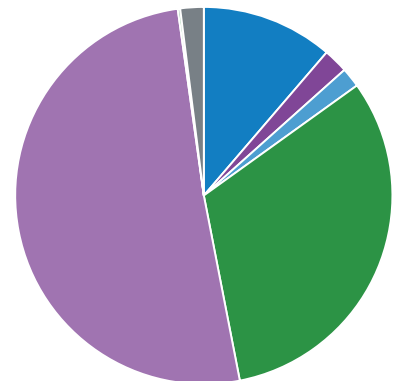
30.2%

1.5%

2+ or OTHER

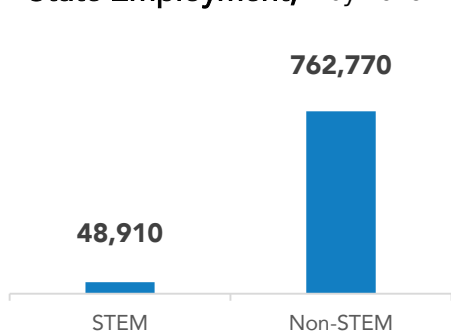
1.9%

Postsecondary



High-Skill, High-Wage, In-Demand: Middle Skill and STEM Jobs

State Employment, May 2018



6.0%

STEM share of total state employment

\$91,040 Average annual wage of a STEM job

\$42,440 Average annual wage of a non-STEM job

Minority Serving Institutions

Almost **700 institutions** across the United States are Minority Serving Institutions (MSIs) and produced **28% of graduates** in 2017. MSIs admit a larger proportion of minority and low-income students than non-MSIs. They propel their students from the bottom to the top of the income distribution at higher rates than do non-MSIs, showing that MSIs are a viable path to climb the economic ladder.

2019 MSI Breakdown, public 2-year, public 4-year, private 4-year

New Mexico United States

1	24	Alaska Native and Native Hawaiian Serving Institutions (ANNH)
0	125	Asian American and Native American Pacific Island Serving Institutions (AANAPISI)
21	386	Hispanic Serving Institutions (HSI)
0	92	Historically Black Colleges and Universities (HBCU)
3	27	Native American Indian Serving, Non-Tribal Institutions (NASNTI)
0	101	Predominantly Black Institutions (PBI)
3	33	Tribal Colleges and Universities (TCU)

Adult Learners

An individual employer, group of employers, labor organization, education institution, or an industry association can sponsor an apprenticeship program. These programs provide hands-on learning and technical instruction for apprentices, often adults seeking to upskill or re-skill into a different industry.

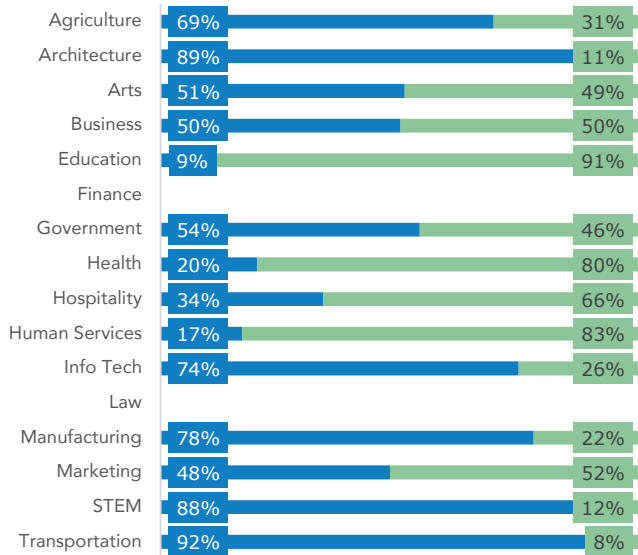
State Apprenticeship Information, May 2018

	Active Apprentices	Active Programs
National	585,026	238,549
New Mexico	2,284	75

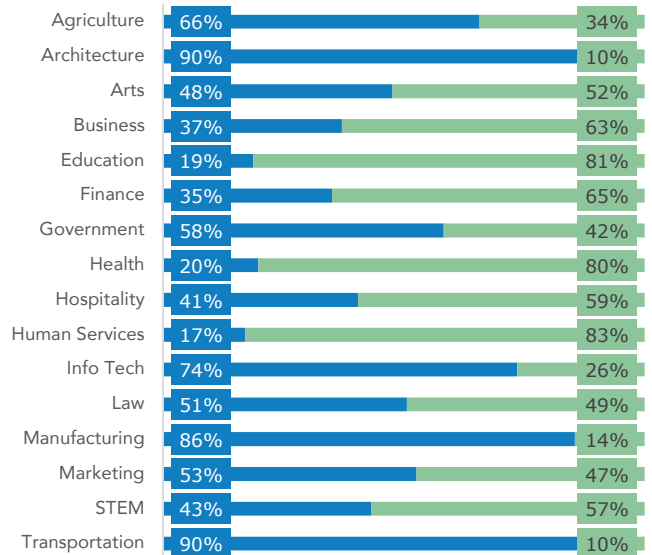
State Concentrator Enrollment

Male Female

New Mexico Secondary Enrollment, 2017-2018**



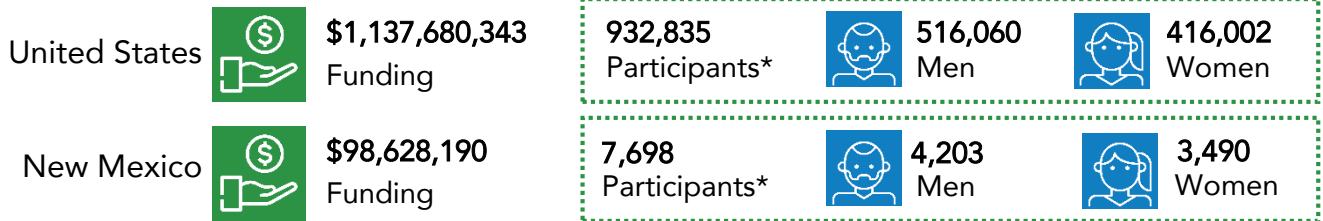
New Mexico Post-Secondary Enrollment, 2017-2018**



Workforce Innovation & Opportunity Act (WIOA)

WIOA is landmark legislation that took effect on July 1, 2015, and is designed to strengthen and improve our nation's public workforce system and help place Americans, including youth and those with significant barriers to employment, into high-quality jobs and careers.

WIOA FUNDING AND PARTICIPATION



PARTICIPATION, by age

	Under 16	16-18	19-24	25-44	45-54	55-59	60+
National	12,563	248,187	196,220	241,666	126,878	56,193	51,700
New Mexico	119	1,145	1,366	2,469	1,387	566	649

PARTICIPATION, by race and ethnicity

	AI/AN	Asian	Black	Hispanic/ Latino	NH/PI	White	More than one
National	18,541	22,420	219,303	161,303	6,284	681,296	175,620
New Mexico	623	76	436	3,846	45	6,697	3,991

*Total participants may not be a sum of Men and Women due to self reporting

**Secondary and Post-Secondary Enrollment data shown reflects data that met DOL and DOE reporting standards

Sources: Perkins Collaborative Resource Network, U.S. Department of Labor, U.S. Department of Education.

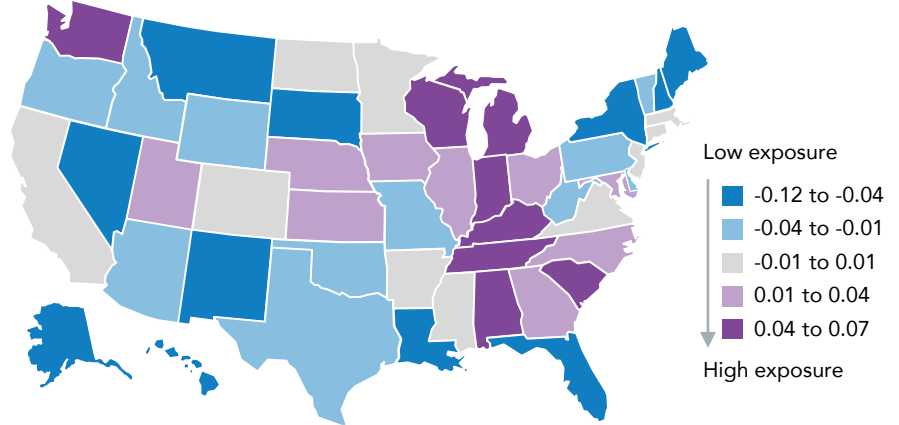
Artificial Intelligence and the Workforce

The likeliness of workforce exposure to AI depends on gender, age, race and ethnicity. AI could affect work in virtually every occupational group. AI exposure is calculated by quantifying the overlap between the text of AI patents and the text of job descriptions, identifying occupations likely to be affected by AI specifically, as opposed to those affected more broadly by other automation technologies.

Average standardized AI exposure by state, 2017



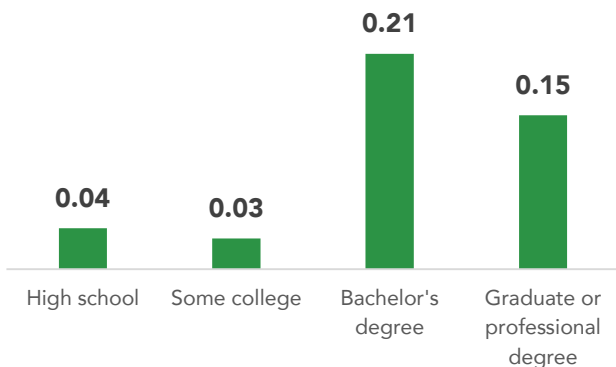
New Mexico
Average Standardized
AI Exposure Score:
-0.08



U.S. AI exposure by gender, age, and race and ethnicity, 2017



U.S. AI exposure by education level, 2017



New Mexico Educational Attainment, 2017

