

NEW JERSEY

Career Technical Education (CTE) Profile



NAPE
National Alliance for
Partnerships in Equity
Education Foundation

Career and Technical Education in New Jersey

At the secondary level, CTE is delivered through comprehensive high schools and county vocational-technical schools. At the postsecondary level, CTE is delivered through the state's community colleges.¹

Perkins Performance Indicators (FY 2016)

Congress made accountability for results a central focus of Perkins IV. States are required to report annually on the following core performance indicators, which assess their effectiveness in achieving statewide progress in CTE and optimizing the return on investment of federal funds in CTE.² (NR = Not reported)

<i>Secondary (%)</i>	<i>Target</i>	<i>Male</i>	<i>Female</i>	<i>AI/AN</i>	<i>Asian</i>	<i>Black</i>	<i>Hispanic</i>	<i>NHOPI</i>	<i>White</i>	<i>Two+</i>
Academic Attainment in Reading/Language Arts	NR	NR	NR	NR	NR	NR	NR	NR	NR	NR
Academic Attainment in Mathematics	NR	NR	NR	NR	NR	NR	NR	NR	NR	NR
Technical Skills Attainment	83	80	86	95	90	75	78	82	86	89
School Completion	97	100	100	100	100	100	100	100	100	100
Student Graduation Rates	90	96	97	87	99	95	95	98	97	97
Placement	91	99	99	100	100	99	100	100	99	95
Nontraditional Participation	32	18	58	37	41	38	36	41	33	37
Nontraditional Completion	31	17	52	19	42	39	31	28	28	37

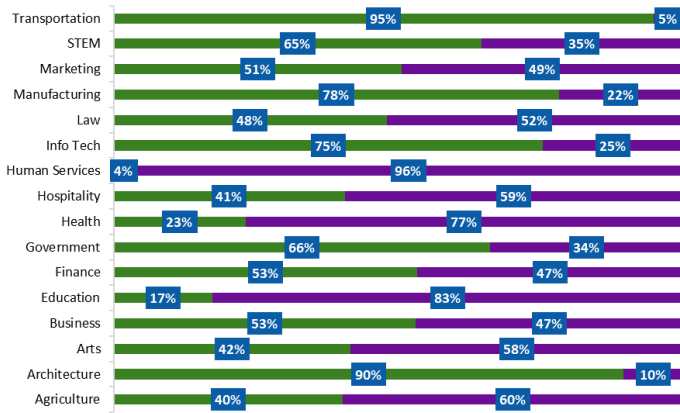
<i>Postsecondary (%)</i>	<i>Target</i>	<i>Male</i>	<i>Female</i>	<i>AI/AN</i>	<i>Asian</i>	<i>Black</i>	<i>Hispanic</i>	<i>NHOPI</i>	<i>White</i>	<i>Two+</i>
Technical Skill Attainment	92	91	93	100	91	86	91	91	93	93
Credential, Certificate, or Degree	NR	NR	NR	NR	NR	NR	NR	NR	NR	NR
Student Retention or Transfer	66	71	72	72	76	65	71	74	74	71
Student Placement	73	69	76	63	67	74	74	66	73	74
Nontraditional Participation	28	21	41	28	33	32	32	35	29	31
Nontraditional Completion	27	16	38	24	29	30	29	30	25	29

Career Cluster Enrollment (FY 2016)

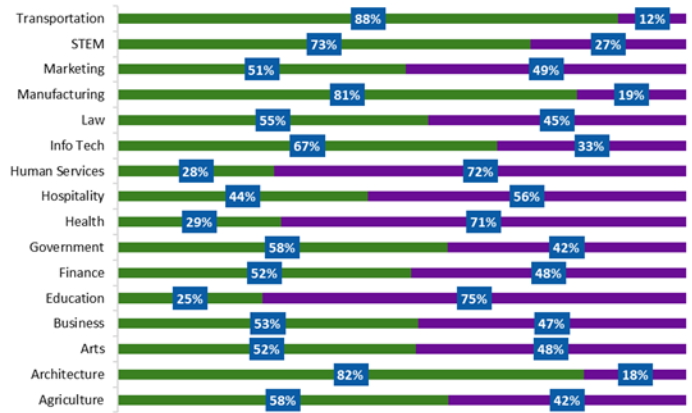
Seven of the 16 career clusters in CTE lead to high-skill, high-wage, and high-demand STEM-related careers (Agriculture, Architecture, Health, Information Technology, Manufacturing, STEM, and Transportation) and contain programs that prepare students for nontraditional careers.²

= male = female

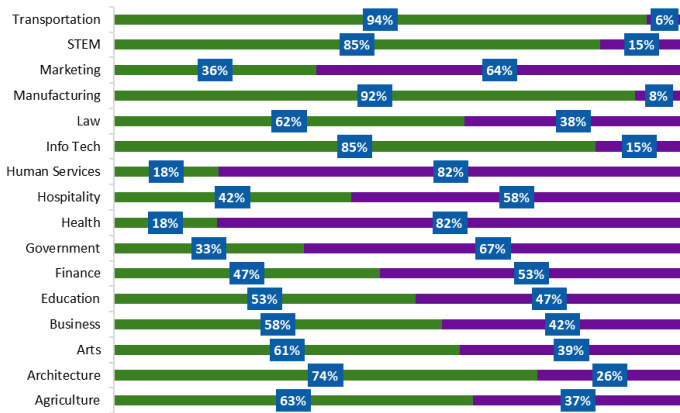
NJ Secondary Enrollment



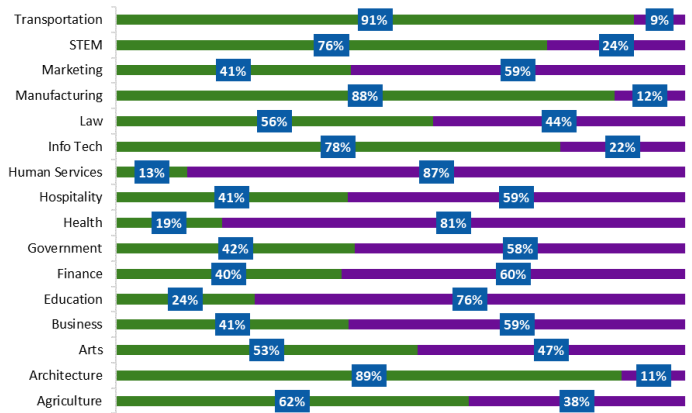
U.S. Secondary Enrollment



NJ Postsecondary Enrollment



U.S. Postsecondary Enrollment



State CTE Contact

Linda Eno, Acting Deputy Chief Academic Officer, Office of Career Readiness, NJ Department of Education, PO Box 500, Trenton, NJ 08625, (609) 633-0665, lindo.eno@doe.state.nj.us

Notes

1. ACTE State Profiles at <https://www.acteonline.org/stateprofiles/>
2. AI/AN = American Indian or Alaskan Native, NHOPHI = Native Hawaiian/Other Pacific Islander. All data from Perkins Data Explorer at <https://perkins.ed.gov/pims/DataExplorer/>