

HAWAII

Career Technical Education (CTE) Profile



NAPE
National Alliance for
Partnerships in Equity
Education Foundation

Career and Technical Education in Hawaii

In Hawaii, one school district covers all K-12 public schools, and one postsecondary system covers both community colleges and 4-year colleges. CTE is delivered through comprehensive high schools and 7 community colleges.¹

Perkins Performance Indicators (FY 2016)

Congress made accountability for results a central focus of Perkins IV. States are required to report annually on the following core performance indicators, which assess their effectiveness in achieving statewide progress in CTE and optimizing the return on investment of federal funds in CTE.²

<i>Secondary (%)</i>	<i>Target</i>	<i>Male</i>	<i>Female</i>	<i>AI/AN</i>	<i>Asian</i>	<i>Black</i>	<i>Hispanic</i>	<i>NHOPI</i>	<i>White</i>	<i>Two+</i>
Academic Attainment in Reading/Language Arts	75	72	79	79	80	83	74	65	85	81
Academic Attainment in Mathematics	44	53	54	42	64	48	52	37	58	51
Technical Skills Attainment	65	91	91	100	94	70	84	91	86	86
School Completion	95	99	99	100	100	100	98	99	99	99
Student Graduation Rates	95	99	99	100	99	98	98	98	99	99
Placement	100	100	100	100	100	100	100	100	100	100
Nontraditional Participation	36	24	46	34	37	40	39	37	40	41
Nontraditional Completion	36	11	79	44	41	33	42	41	43	50

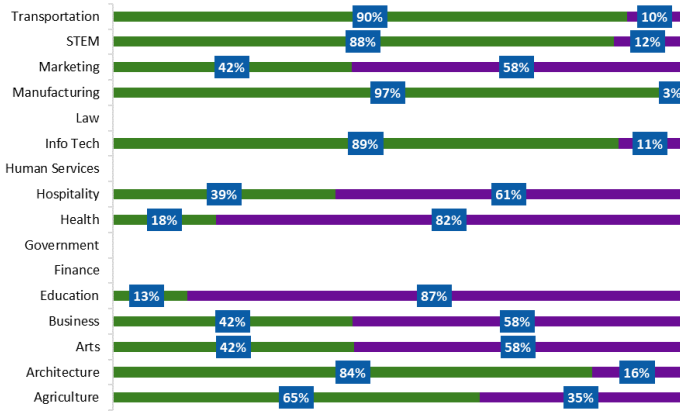
<i>Postsecondary (%)</i>	<i>Target</i>	<i>Male</i>	<i>Female</i>	<i>AI/AN</i>	<i>Asian</i>	<i>Black</i>	<i>Hispanic</i>	<i>NHOPI</i>	<i>White</i>	<i>Two+</i>
Technical Skill Attainment	92	94	95	100	96	86	96	92	95	92
Credential, Certificate, or Degree	51	57	53	50	61	41	58	49	51	53
Student Retention or Transfer	81	73	78	88	74	82	74	75	78	79
Student Placement	64	65	67	62	69	59	64	68	52	70
Nontraditional Participation	22	12	37	28	22	23	33	23	25	25
Nontraditional Completion	22	13	34	25	22	16	30	23	23	25

Career Cluster Enrollment (FY 2016)

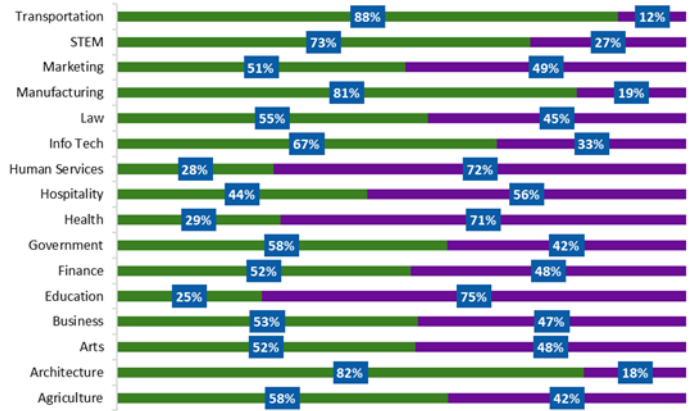
Seven of the 16 career clusters in CTE lead to high-skill, high-wage, and high-demand STEM-related careers (Agriculture, Architecture, Health, Information Technology, Manufacturing, STEM, and Transportation) and contain programs that prepare students for nontraditional careers.²

= male = female

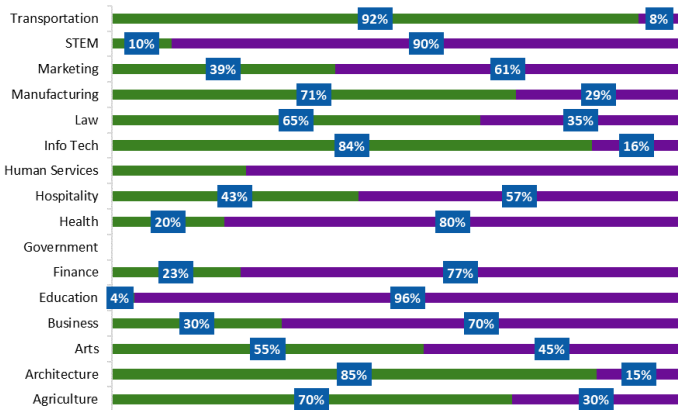
HI Secondary Enrollment



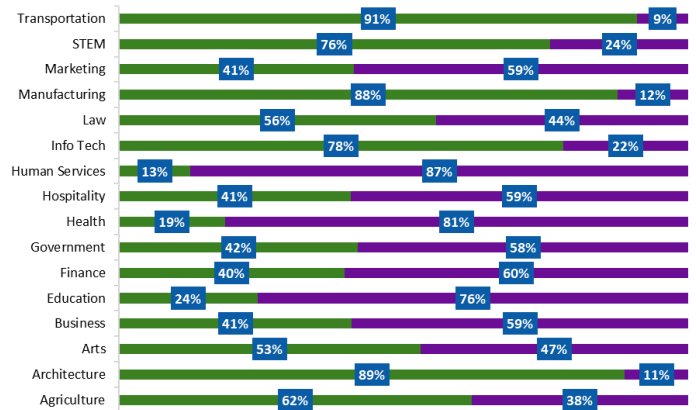
U.S. Secondary Enrollment



HI Postsecondary Enrollment



U.S. Postsecondary Enrollment



State CTE Contact

Barbara White, Associate State Director, Hawaii State CTE Office, Lower Campus Road, Lunalilo Freeway, Portable 1, Honolulu, HI 96822-2489, (808) 956-6089, whiteb@hawaii.edu

Notes

1. ACTE State Profiles at <https://www.acteonline.org/stateprofiles/>
2. AI/AN = American Indian or Alaskan Native, NHOPHI = Native Hawaiian/Other Pacific Islander. All data from Perkins Data Explorer at <https://perkins.ed.gov/pims/DataExplorer/>